

Scaled data based on original data using
LM-79-08 Approved Method: Electrical and Photometric Measurements of Solid-
State Lighting Products

Test Report Prepared for
Cooper Lighting Solutions
(formerly Eaton)

Brand: McGRAW-EDISON

Report Number: P200333

Luminaire Tested: **GWC-AF-01-LED-E1-T2-7050-800**

Issue Date: 3/3/2020

Test Information

Test Method: LM-79-08
Report Number: P200333
TEST IS SCALED FROM IESNA LM-79-08 TEST DATA (P24139)
Test Lab: INNOVATION CENTER P2
Issue Date: 3/3/2020
Manufacturer: COOPER LIGHTING SOLUTIONS (FORMERLY EATON)
Product Line: MCGRAW-EDISON
Catalog Number: GWC-AF-01-LED-E1-T2-7050-800
Description: GALLEON WALL LUMINAIRE
(1) 70 CRI, 5000K, 800mA LIGHTSQUARE WITH 16 LEDS EACH AND TYPE II OPTICS
Light Source: -
Ballast/Driver: ELECTRONIC DRIVER

Summary

Lumens per Lamp: N/A
Luminaire Lumens: 5040 lumens
Efficiency: N/A
Efficacy: 114.5 lumens/watt
Luminous Opening: Rectangular (W 0.5' x L: 0.5' x H: 0')
IES Classification: Type II - Medium - Full Cutoff
BUG Rating: B1 - U0 - G1

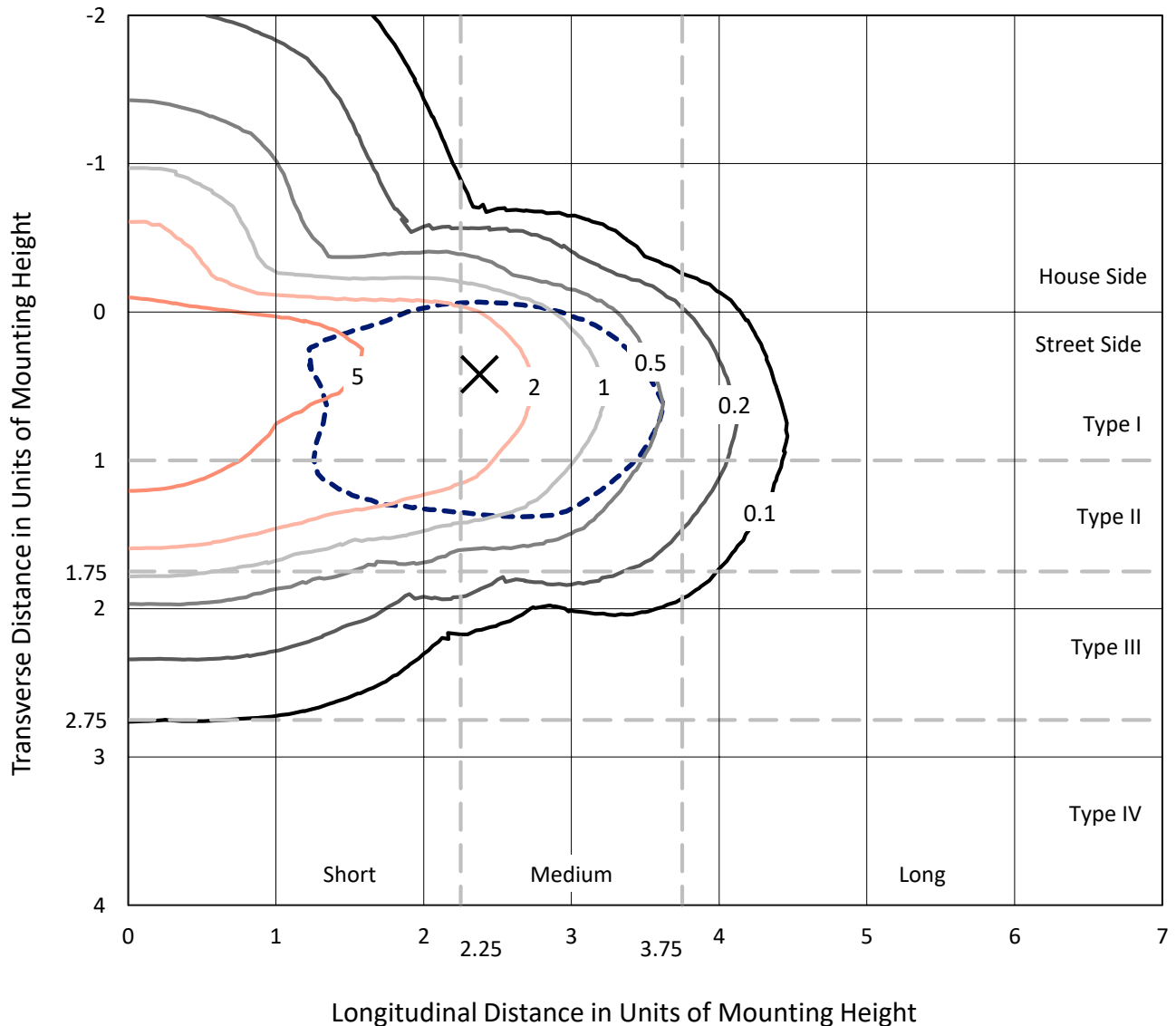
Input Watts (W): 44
Input Voltage (V): NR
Input Current (Ain): NR
Voltage Rise (V): NR
Power Factor: NR
Total Harmonic Distortion (THDi): NR
Frequency (hertz): 60
Stabilization Time: NR
Operation Time: NR
Ambient Temperature (°C): NR
Test Distance: 25 FT



REPORT NUMBER: P200333
 CATALOG NUMBER: GWC-AF-01-LED-E1-T2-7050-800

Iso-Footcandle Lines of Horizontal Illumination

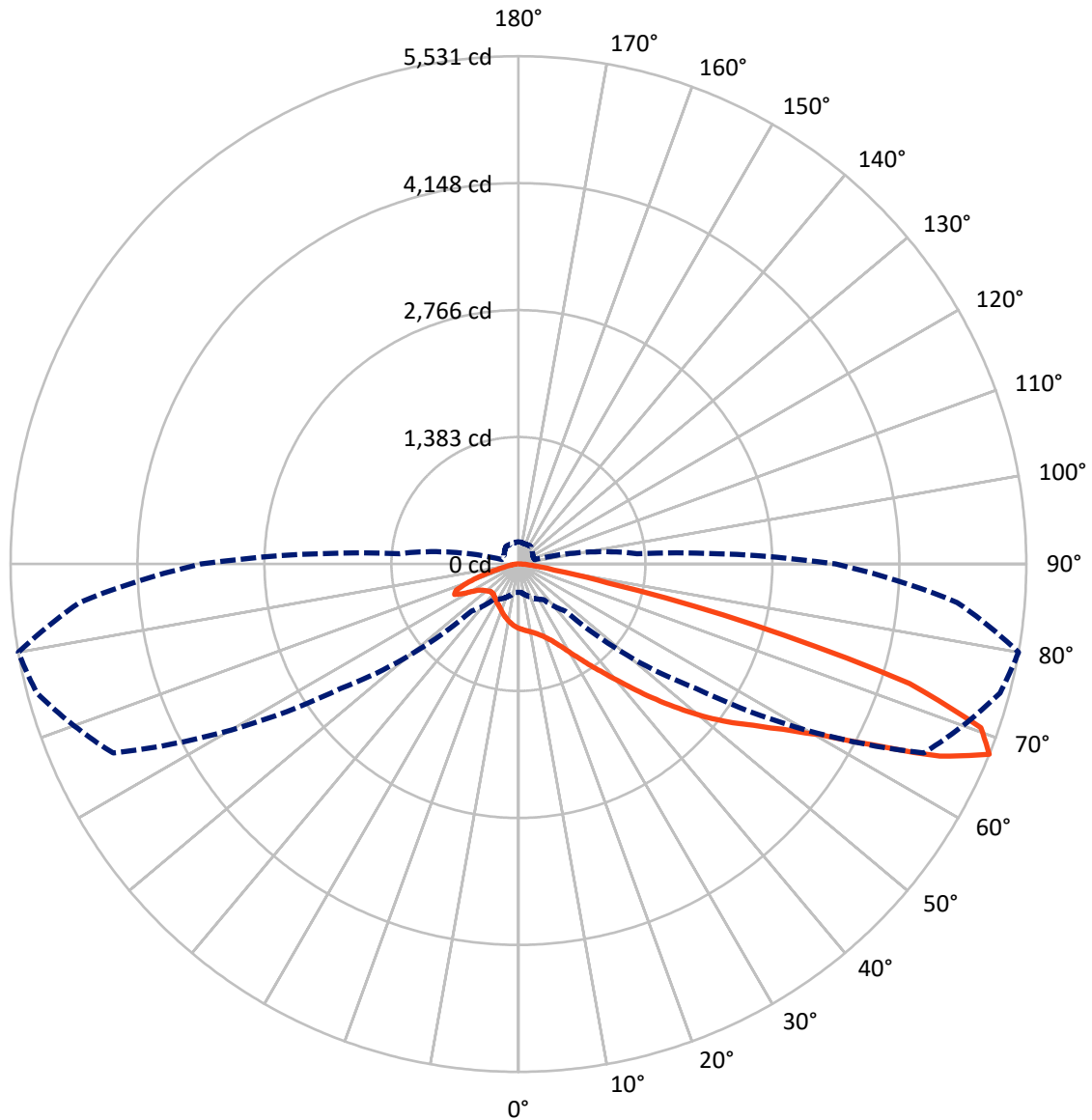
× Max cd
 - - - 1/2 Max cd



Based on 10 foot mounting height. Maximum calculated value = 8.5 fc
 Type II - Medium - Full Cutoff

REPORT NUMBER: P200333
CATALOG NUMBER: GWC-AF-01-LED-E1-T2-7050-800

Luminous Intensity Polar Plot



— Vertical Plane Through 80-Deg Lateral - - - Horizontal Cone Through 67.5-Deg Vertical

REPORT NUMBER: P200333

CATALOG NUMBER: GWC-AF-01-LED-E1-T2-7050-800

FLUX DISTRIBUTION:

		Downward	Upward	Total
House Side	Lumens	928.2	0.0	928.2
	% Fixture	18.4	0.0	18.4
Street Side	Lumens	4111.8	0.0	4111.8
	% Fixture	81.6	0.0	81.6
Total	Lumens	5040.0	0.0	5040.0
	% Fixture	100.0	0.0	100.0

Coefficient of Utilization

ZONAL LUMENS:

Zone	Lumens	% Fixture
0°-10°	64.6	1.3
10°-20°	186.1	3.7
20°-30°	308.0	6.1
30°-40°	503.8	10.0
40°-50°	813.4	16.1
50°-60°	1174.3	23.3
60°-70°	1295.9	25.7
70°-80°	597.3	11.9
80°-90°	96.6	1.9
90°-100°	0.0	0.0
100°-110°	0.0	0.0
110°-120°	0.0	0.0
120°-130°	0.0	0.0
130°-140°	0.0	0.0
140°-150°	0.0	0.0
150°-160°	0.0	0.0
160°-170°	0.0	0.0
170°-180°	0.0	0.0
0°-90°	5040.0	100.0
0°-180°	5040.0	100.0



REPORT NUMBER: P200333

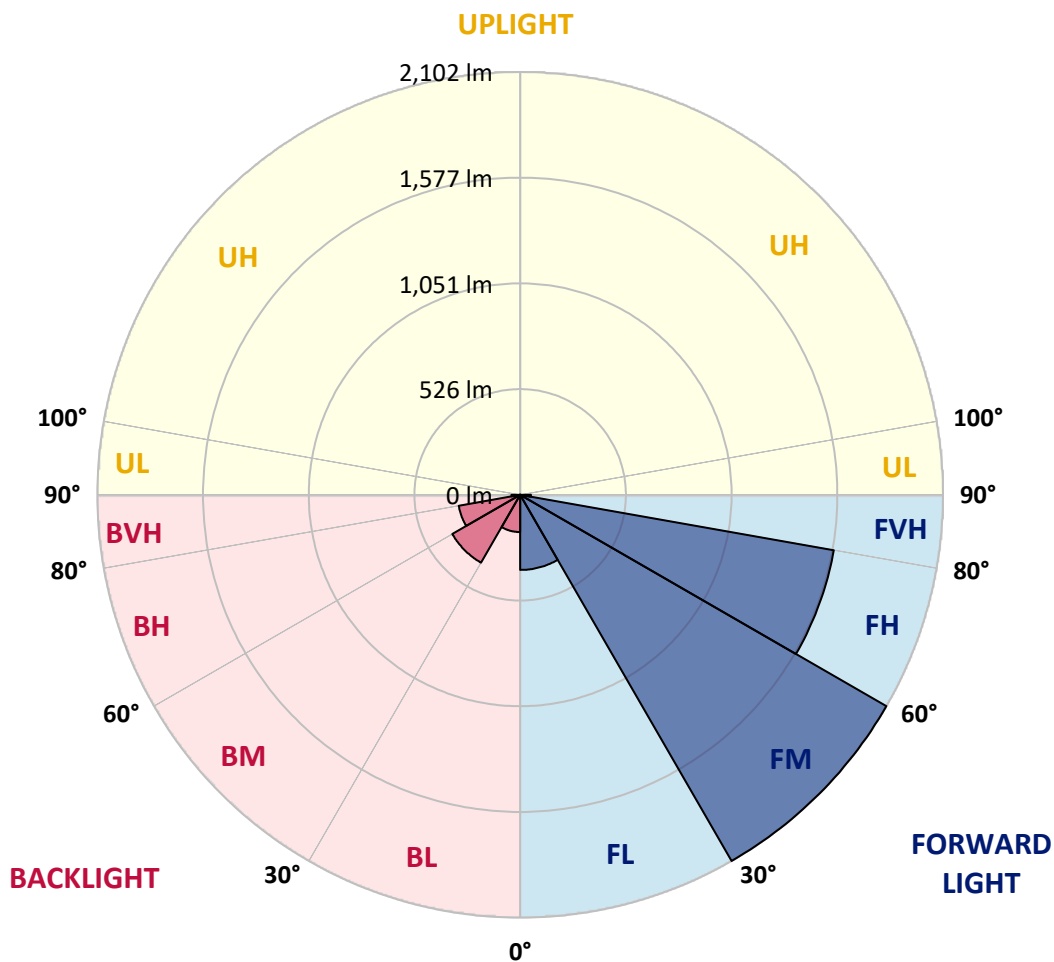
CATALOG NUMBER: GWC-AF-01-LED-E1-T2-7050-800

LUMINAIRE CLASSIFICATION SYSTEM LUMEN TABLE AND BUG RATING:

Zone	Lumens	% Fixture	Zone Rating/Lumen Limit		
			B	U	G
FL (0°-30°)	373.5	7.4			
FM (30°-60°)	2102.1	41.7			
FH (60°-80°)	1583.2	31.4			G1/1800
FVH (80°-90°)	53.1	1.1			G1/100
BL (0°-30°)	185.2	3.7	B1/500		
BM (30°-60°)	389.4	7.7	B1/1000		
BH (60°-80°)	310.1	6.2	B1/500		G1/500
BVH (80°-90°)	43.5	0.9			G1/100
UL (90°-100°)	0.0	0.0		U0/0	
UH (100°-180°)	0.0	0.0		U0/0	

BUG Rating: B1-U0-G1

Type II Medium





REPORT NUMBER: P200333

CATALOG NUMBER: GWC-AF-01-LED-E1-T2-7050-800

CANDELA DISTRIBUTION (FULL):

	0°	5°	15°	25°	35°	45°	55°	65°	75°	80°	85°
0°	700.2	700.2	700.2	700.2	700.2	700.2	700.2	700.2	700.2	700.2	700.2
2.5°	766.0	761.5	762.2	761.0	757.3	750.8	743.9	731.2	718.1	711.1	705.7
5°	830.0	828.7	827.0	823.0	813.6	800.2	783.6	761.2	737.2	724.5	712.4
7.5°	877.9	877.1	874.9	872.4	863.2	847.1	822.0	790.3	755.3	737.9	719.1
10°	881.8	883.1	884.8	891.5	892.7	884.1	858.5	820.0	774.1	751.8	727.7
12.5°	848.1	850.8	857.5	874.6	892.7	903.4	890.3	851.3	796.2	769.2	738.7
15°	803.4	804.9	813.1	836.7	869.2	902.2	914.6	885.8	824.8	791.5	755.0
17.5°	784.3	785.1	790.8	806.4	836.7	883.8	928.2	923.3	859.7	819.3	775.1
20°	774.6	776.4	784.6	799.9	819.1	860.2	930.2	963.7	901.4	854.0	800.4
22.5°	802.2	801.4	804.4	812.1	828.2	853.0	928.7	1005.4	954.5	898.7	833.4
25°	866.4	869.2	864.0	855.3	860.5	877.9	936.7	1050.6	1021.0	956.0	876.6
27.5°	958.0	955.3	947.6	927.2	916.6	924.0	963.0	1099.2	1103.7	1031.4	933.7
30°	1049.3	1047.1	1039.6	1014.8	993.0	986.8	1014.1	1155.0	1202.2	1122.0	1003.7
32.5°	1144.1	1141.6	1134.7	1109.9	1083.6	1069.2	1086.8	1219.5	1318.3	1230.2	1086.0
35°	1261.0	1256.2	1241.6	1207.1	1181.3	1170.1	1178.3	1300.7	1452.3	1358.2	1186.0
37.5°	1370.9	1378.1	1363.2	1315.5	1282.1	1278.1	1287.3	1399.7	1596.7	1501.4	1300.9
40°	1481.3	1482.5	1469.1	1430.2	1395.7	1389.2	1412.3	1519.8	1767.1	1672.6	1440.6
42.5°	1595.4	1597.9	1575.3	1539.4	1514.0	1515.3	1541.6	1660.4	1962.7	1874.3	1601.4
45°	1730.7	1734.4	1709.6	1662.4	1639.3	1685.7	1674.8	1818.2	2177.0	2103.6	1786.0
47.5°	1872.1	1877.8	1858.9	1814.8	1786.0	1849.8	1808.1	1993.2	2407.8	2349.5	1988.7
50°	1949.3	1957.4	1975.8	1972.6	1966.4	1955.7	1956.7	2180.8	2645.7	2605.5	2197.1
52.5°	1907.8	1907.6	1974.6	2055.9	2142.8	2149.2	2137.8	2378.5	2868.1	2855.9	2393.4
55°	1718.3	1731.2	1832.6	1990.2	2227.4	2375.5	2409.3	2605.0	3086.4	3100.5	2592.6
57.5°	1402.6	1413.3	1550.3	1769.9	2113.3	2510.0	2795.4	2934.3	3330.6	3396.6	2857.9
60°	951.3	964.2	1109.4	1373.1	1806.1	2435.1	3162.8	3521.9	3622.8	3773.0	3230.1
62.5°	559.0	570.7	689.0	866.2	1271.6	2087.0	3324.1	4357.8	4087.1	4340.9	3797.8
65°	384.8	392.8	450.3	539.2	730.7	1405.6	3124.1	4934.9	4801.4	5044.6	4456.0
67.5°	309.7	308.7	354.3	414.9	470.4	724.8	2362.4	4869.7	5429.7	5531.2	4797.7
70°	255.1	254.1	285.1	335.2	375.9	408.2	1286.8	4109.4	5301.6	5342.8	4483.1
72.5°	213.4	214.4	234.2	271.4	308.4	307.4	565.5	2890.9	4170.7	4455.5	3573.7
75°	180.1	180.6	193.8	220.1	250.4	247.6	306.7	1566.2	2424.4	2622.7	1981.0
77.5°	153.3	153.8	162.3	176.9	198.5	197.5	223.8	676.6	1011.3	998.9	677.6
80°	136.7	136.7	140.7	143.4	155.3	150.9	166.0	325.0	427.5	394.8	270.5
82.5°	107.2	107.7	132.0	131.0	122.3	116.6	116.6	191.6	226.5	209.4	158.3
85°	60.3	60.0	85.1	102.7	107.7	82.1	81.4	107.2	123.3	108.7	76.7
87.5°	25.8	26.3	39.5	45.7	61.0	51.1	50.4	55.3	62.8	54.3	35.5
90°	0.0	0.0	0.0	0.0	0.0	0.0	0.0	0.0	0.0	0.0	0.0



REPORT NUMBER: P200333

CATALOG NUMBER: GWC-AF-01-LED-E1-T2-7050-800

CANDELA DISTRIBUTION (continued):

	90°	95°	105°	115°	125°	135°	145°	155°	165°	175°	180°
0°	700.2	700.2	700.2	700.2	700.2	700.2	700.2	700.2	700.2	700.2	700.2
2.5°	700.5	694.0	679.9	662.2	646.4	635.9	626.5	612.9	613.6	604.2	597.2
5°	700.0	686.6	653.8	614.8	577.4	550.3	530.0	511.6	507.2	498.5	493.3
7.5°	700.5	678.6	623.5	561.3	514.9	480.6	463.2	453.6	451.3	448.4	448.6
10°	702.2	671.4	590.3	511.1	462.5	439.9	435.7	438.7	442.2	443.1	443.4
12.5°	706.2	665.0	553.8	466.5	429.7	422.8	430.0	440.2	446.9	450.1	449.8
15°	715.1	660.0	518.8	431.5	411.6	415.4	428.8	443.1	452.8	457.3	457.5
17.5°	724.8	652.8	482.8	404.7	398.2	407.7	424.3	441.2	453.1	458.0	459.0
20°	737.4	643.9	445.1	384.6	385.6	396.3	411.9	428.8	441.9	446.1	448.1
22.5°	754.0	634.2	412.1	368.2	371.2	379.4	391.5	406.2	417.6	419.6	421.3
25°	776.4	623.8	385.8	353.3	354.6	359.3	367.5	376.2	384.1	381.9	383.6
27.5°	806.4	614.8	366.2	339.7	337.4	338.4	342.7	345.4	349.6	343.4	344.1
30°	841.6	605.2	351.1	327.8	321.6	319.8	320.8	322.3	325.5	317.1	315.9
32.5°	882.6	593.5	337.0	317.3	308.7	305.2	305.7	309.7	322.1	316.9	314.1
35°	930.2	580.4	322.1	305.9	300.0	295.0	294.5	306.9	343.9	340.7	338.2
37.5°	986.0	567.2	307.2	293.0	293.5	288.1	286.3	300.5	348.1	335.5	333.7
40°	1057.0	560.3	294.5	279.4	285.6	284.8	281.4	288.6	320.3	297.3	294.3
42.5°	1144.8	561.3	285.1	264.7	276.2	284.1	278.6	278.9	290.3	272.9	270.2
45°	1253.3	572.9	278.4	253.1	265.5	283.4	277.6	273.7	274.7	265.5	264.0
47.5°	1379.8	597.0	273.7	243.4	255.3	280.6	277.4	272.2	270.0	265.0	263.8
50°	1520.5	632.0	270.2	234.2	246.1	276.2	277.6	270.7	268.2	266.2	265.5
52.5°	1658.7	671.9	265.0	226.3	238.9	270.7	278.4	269.2	266.5	265.0	264.3
55°	1812.8	721.8	257.1	219.6	233.0	263.8	278.4	267.0	264.0	264.3	264.0
57.5°	2021.0	802.4	247.6	213.9	225.8	255.3	273.7	264.5	260.8	261.0	261.3
60°	2346.2	944.6	236.2	208.2	216.9	245.4	267.2	259.0	255.3	256.3	256.6
62.5°	2824.6	1153.3	221.3	199.7	207.4	234.7	258.3	252.1	248.4	250.9	250.9
65°	3321.9	1337.4	203.0	189.1	197.5	223.1	247.1	243.4	239.7	245.4	245.1
67.5°	3455.6	1296.2	184.6	177.4	187.6	210.2	233.7	231.7	229.8	239.7	239.2
70°	3069.8	1040.6	167.7	165.5	176.7	196.3	219.3	219.3	218.1	225.5	223.8
72.5°	2338.8	737.9	151.6	152.8	164.3	181.1	203.7	205.4	203.5	207.2	205.7
75°	1252.0	422.3	135.5	138.9	148.9	165.7	186.3	188.1	186.8	186.6	187.3
77.5°	416.1	206.4	118.6	124.1	132.7	149.9	168.2	171.0	168.0	167.5	167.2
80°	185.3	129.8	100.0	107.2	114.9	131.8	149.1	151.4	148.1	152.6	146.9
82.5°	119.1	85.4	80.1	88.1	95.5	113.6	130.0	130.5	127.5	148.1	126.3
85°	57.8	52.9	60.3	67.5	73.9	89.3	107.7	107.9	100.5	91.6	88.3
87.5°	28.8	30.8	40.2	46.6	49.9	61.3	78.4	76.9	73.7	67.0	61.8
90°	0.0	0.0	0.0	0.0	0.0	0.0	0.0	0.0	0.0	0.0	0.0

(END OF REPORT)